



D A M S T R A

Starting a Session

Solo Mobile App



[DISCLAIMER]

This presentation document has been prepared by Damstra Technology Limited ("Damstra") and is intended for off line demonstration, presentation and educational purposes.

The information is not version controlled and as such is subject to change without notice.

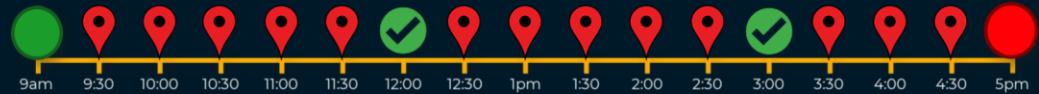
Damstra does not accept any responsibility or obligation to inform users of this presentation of such changes.

This includes any copies of this presentation taken and modified outside of the Damstra domain.

Solo Mobile - Start Session Introduction

In Solo, a *Session* is a period of time started and ended by you as the Solo Mobile user, during which Solo may share your location with your Organisation and may prompt you to confirm that you're safe - that is, 'check in' at regular intervals - depending on how your Organisation uses Solo.

This guide shows how to start a session using the Solo Mobile app.



Solo Mobile - Start Session Introduction

A Session can be started in one of two ways:

Via the "Session Scheduling" function.

Via the "Auto Start" function.

And by the Manually starting a session.

Session Scheduling

Auto Start (Android Only)

Manually Starting Session

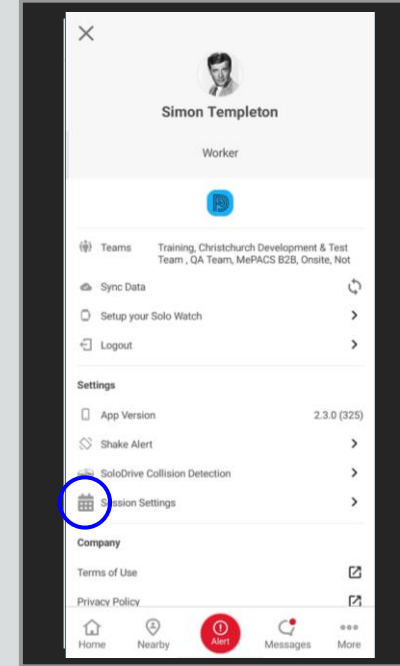
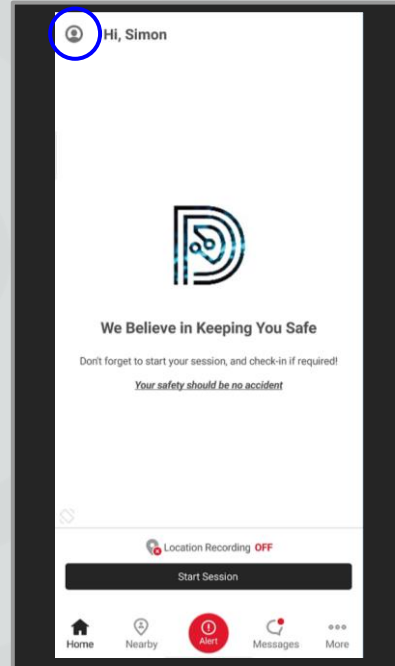
Solo Mobile - Start Session

Session Scheduling

If your company has chosen to add the 'Session Scheduling' function to their instance of solo this can be configured by you within the mobile app:

via the 'user profile'.

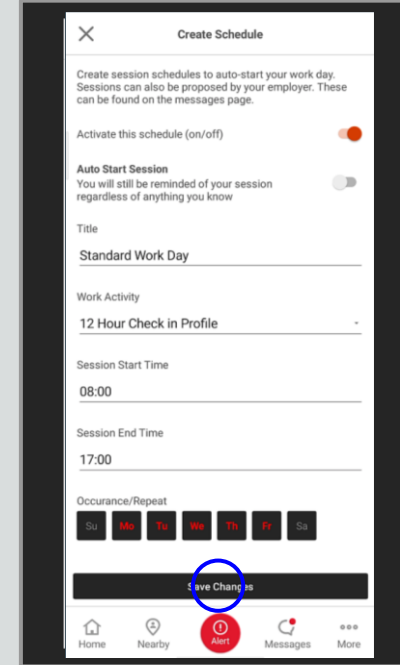
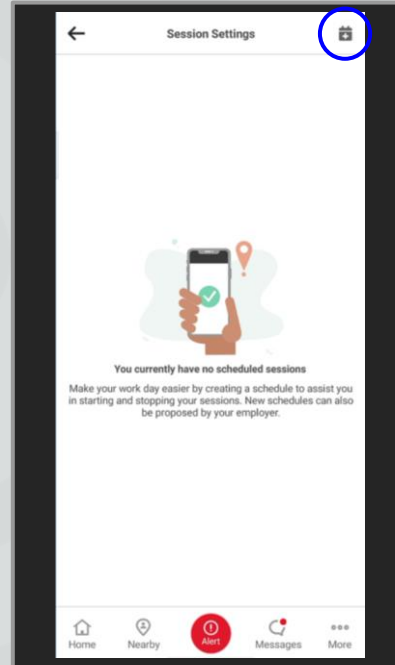
And the 'session settings' option.



Solo Mobile - Start Session

Session Scheduling cont.

Simply **fill out** and **select** the appropriate options.

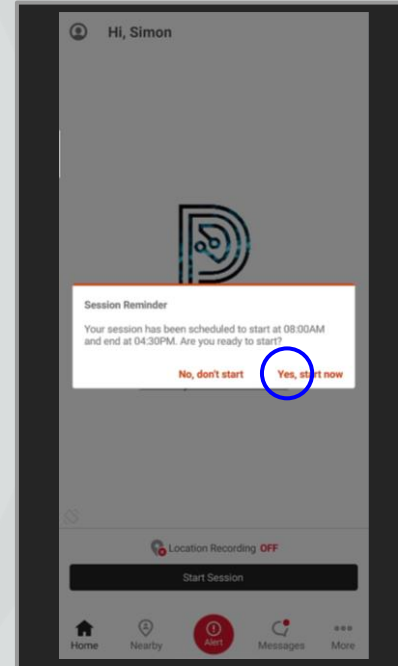


Solo Mobile - Start Session

Session Scheduling Reminder

If configured, you will receive a 'Start Session Reminder' from Solo at the designated time.

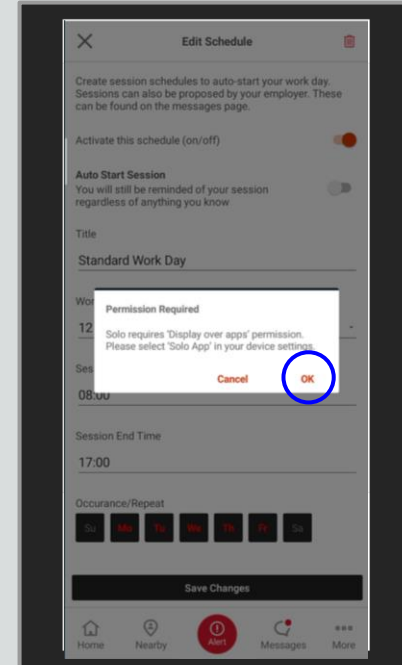
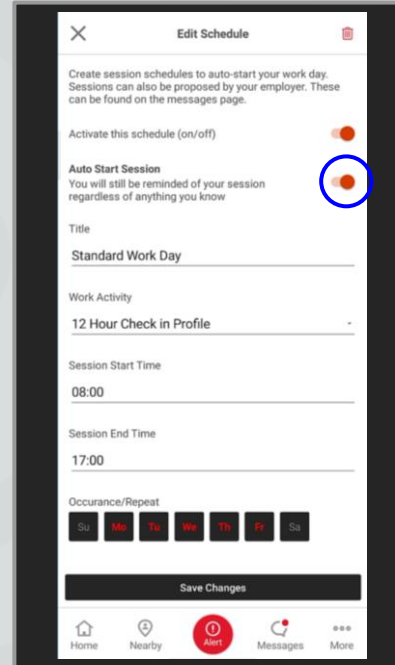
Simply **select** the required option to start your session.



Solo Mobile - Start Session Auto-Start

Additionally, If using an Android device,
The Auto Start function is also available
allowing your Solo session to start
without further input from you.

Note: You will Also need to give
permission for this to occur within your
device settings



Solo Mobile - Start Session

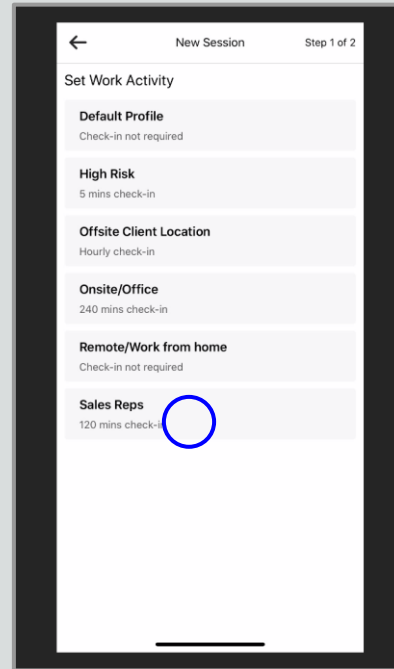
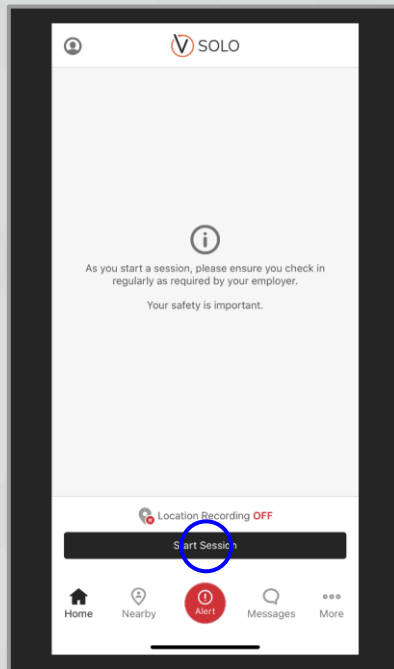
Manual Method Select Profile

Locate the Vault Solo icon and **tap** it to launch the app.

Tap the *Start Session* icon.

You'll now be shown a list of the *profiles* that are available to you. A profile defines things like whether your location is tracked, whether you need to check-in, whether driving behaviour will be detected, and more. Note that the options you will see will differ from the ones shown here. Contact your system administrator if you're unsure which profile to select.

Tap the profile that you'd like to use.



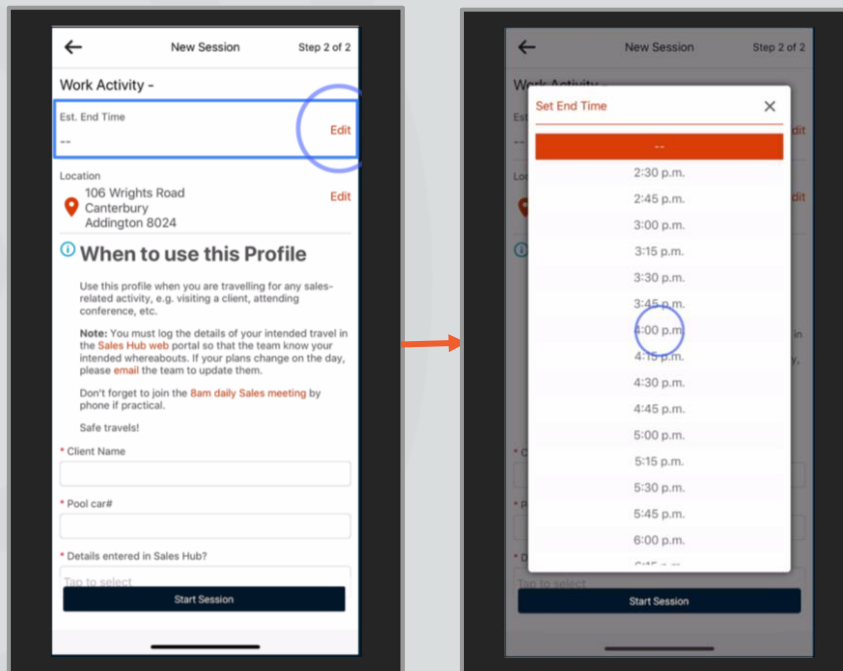
Solo Mobile - Start Session

Manual Method Est. End Time

Depending on the profile selected, additional options may now appear.

If you know when you'll be finishing the session, **tap Edit** in the *Est. End Time* field and **tap** the *finish time*.

You will be prompted to finish the session once the selected time is reached.



Solo Mobile - Start Session

Manual Method Location

If the profile you've selected includes GPS location tracking, the *Location* field will be populated with your current location.

← New Session Step 2 of 2

Work Activity -

Est. End Time
Today, 4:00 p.m. [Edit](#)

Location
[106 Wrights Road](#)
Canterbury
Addington 8024 [Edit](#)

When to use this Profile

Use this profile when you are travelling for any sales-related activity, e.g. visiting a client, attending conference, etc.

Note: You must log the details of your intended travel in the [Sales Hub web](#) portal so that the team know your intended whereabouts. If your plans change on the day, please [email](#) the team to update them.

Don't forget to join the [8am daily Sales meeting](#) by phone if practical.

Safe travels!

* Client Name

* Pool car#

* Details entered in Sales Hub?

[Turn to camera](#)

[Start Session](#)

Solo Mobile - Start Session

All Methods Pre-start Information

With any method of starting a session:

If your Organisation has entered any pre-start information for this profile, it will be displayed here. This information can be anything your Organisation would like, and can contain links to web pages, email addresses or phone calls.

Just tap a link to follow it.

New Session Step 2 of 2

Work Activity -

Est. End Time
Today, 4:00 p.m. [Edit](#)

Location
106 Wrights Road
Canterbury
Addington 8024 [Edit](#)

When to use this Profile

Use this profile when you are travelling for any sales-related activity, e.g. visiting a client, attending conference, etc.

Note: You must log the details of your intended travel in the [Sales Hub web](#) portal so that the team know your intended whereabouts. If your plans change on the day, please [email](#) the team to update them.

Don't forget to join the [8am daily Sales meeting](#) by phone if practical.

Safe travels!

* Client Name

* Pool car#

* Details entered in Sales Hub?

[Tap to expand](#)

[Start Session](#)

Solo Mobile - Start Session

All Methods Information Fields

Your Organisation may want to collect information from you before you can start the session, in which case you will see additional fields toward the bottom of the screen.

Fields marked with an asterisk are mandatory.

To provide responses, **tap** in each field and either **type** a response or **select** from a list of predefined responses.

Once complete, **tap** *Start Session*.

New Session Step 2 of 2

Work Activity -

① When to use this Profile

Use this profile when you are travelling for any sales-related activity, e.g. visiting a client, attending conference, etc.

Note: You must log the details of your intended travel in the **Sales Hub** web portal so that the team know your intended whereabouts. If your plans change on the day, please **email** the team to update them.

Don't forget to join the **8am daily Sales meeting** by phone if practical.

Safe travels!

* Client Name
XYZ co.

* Pool car#
123

"123"

1 2 3 4 5 6 7 8 9 0

- / : ; () \$ & @ "

+= . , ? ! ' <

ABC space return

😊 🗣️

New Session Step 2 of 2

Work Activity -

Details entered in Sales Hub?

Yes

No

Start Session

Solo Mobile - Start Session

Session Started

The session has now commenced and the Solo app will begin communicating your safety with your Organisation.

If you'd like to review the pre-start information for the profile you're using at any time, **tap** the 'information' icon toward the top-right of the screen.

