



D A M S T R A

Remove Risk
Assessment

Safety

[DISCLAIMER]

This presentation document has been prepared by Damstra Technology Limited ("Damstra") and is intended for off line demonstration, presentation and educational purposes.

The information is not version controlled and as such is subject to change without notice.

Damstra does not accept any responsibility or obligation to inform users of this presentation of such changes.

This includes any copies of this presentation taken and modified outside of the Damstra domain.

Remove Risk Assessment Introduction

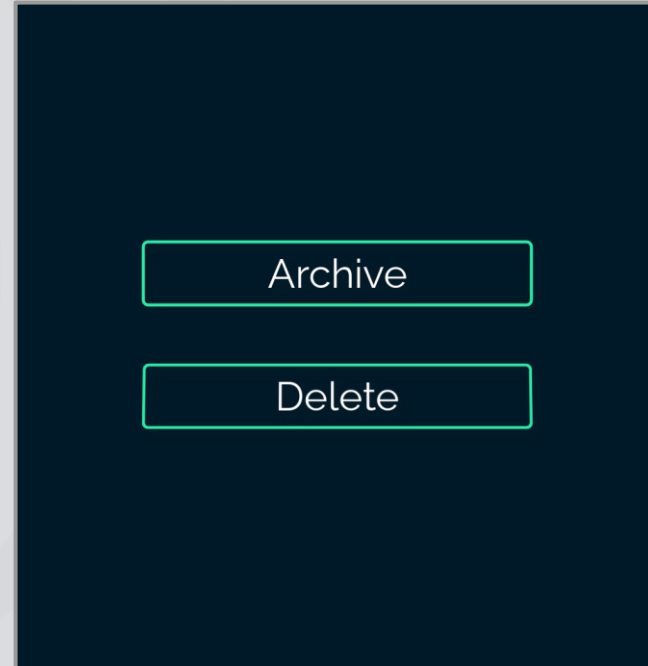
There are two available methods for removing an item from the Risk Assessment Register:

Archive

- removes the item from the active register but keeps a copy of the data should it be required in the future
- can be undone if required
- is the recommended method of removing a risk item from your system.

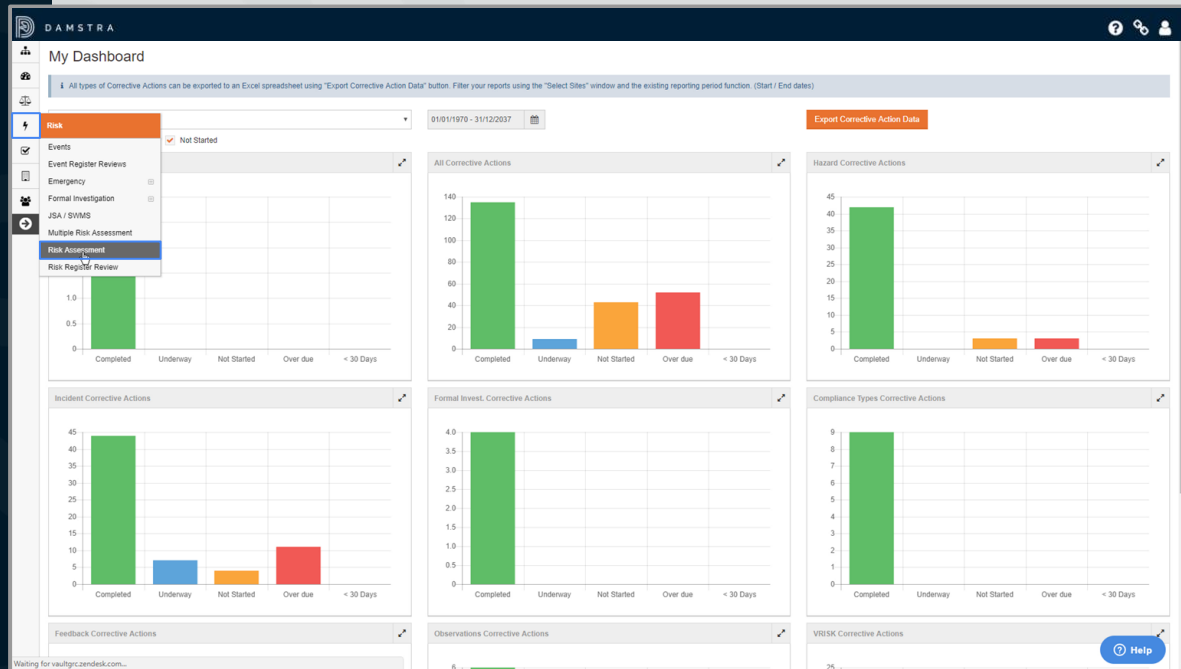
Delete

- removes the item and all of its associated data.
- should only be used for items that have been added in error



Remove Risk Assessment Risk Assessment

Begin at the *Risk Assessment Register*, which is found under *Risk* in the Menu Bar.

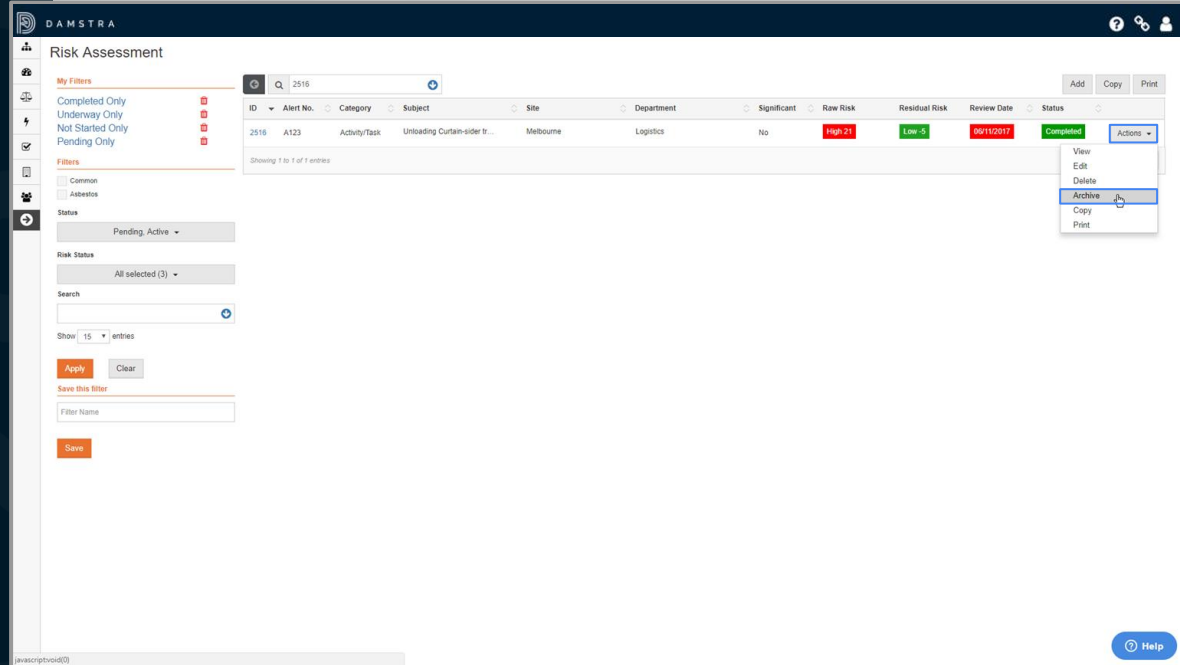


Remove Risk Assessment Archive Item

To archive an item, first **locate** it in the Risk Assessment Register, then **click** 'Actions', then 'Archive'.

The item is now removed from the Active Register.

Note that only Completed items can be archived.



The screenshot displays the DAMSTRA Risk Assessment Register interface. The main table lists risk assessment items. The first item, ID 2516, is highlighted. An 'Actions' dropdown menu is open for this item, with 'Archive' selected. The interface includes a search bar, filter options, and a status dropdown set to 'Pending, Active'. The table columns are: ID, Alert No., Category, Subject, Site, Department, Significant, Raw Risk, Residual Risk, Review Date, and Status.

ID	Alert No.	Category	Subject	Site	Department	Significant	Raw Risk	Residual Risk	Review Date	Status
2516	A123	Activity/Task	Unloading Curtain-sider tr...	Melbourne	Logistics	No	High-21	Low-5	05/11/2017	Completed

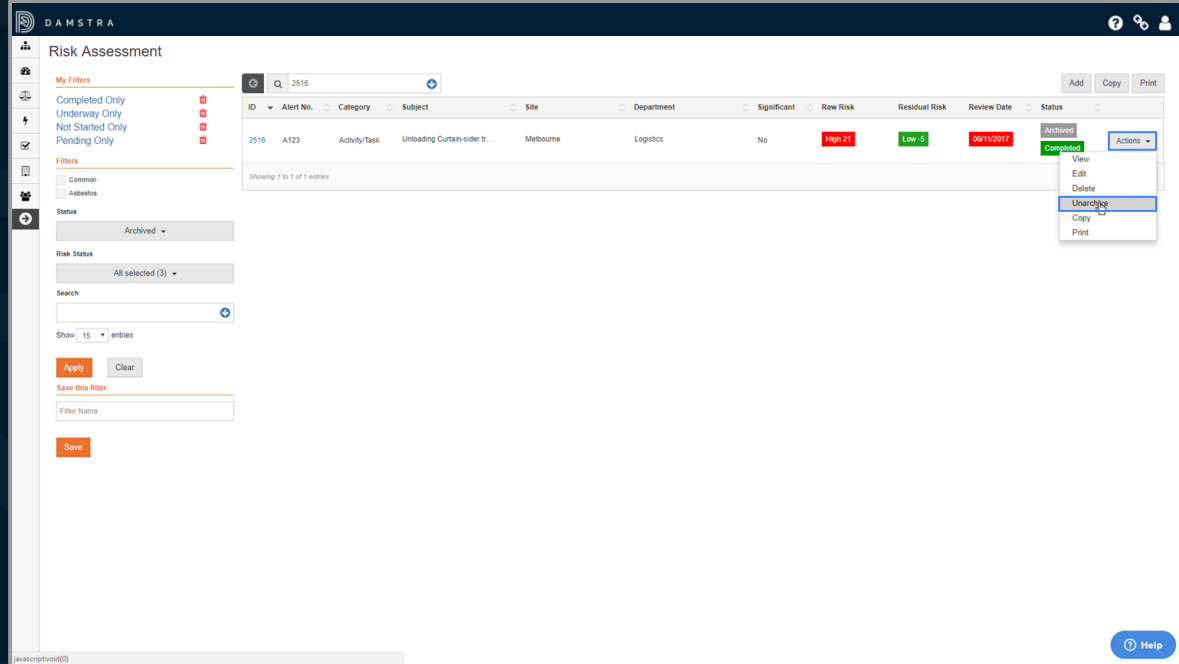
Remove Risk Assessment Unarchive Item

To restore an archived item, **search** the register for archived items by **clicking** the '*Status*' button, then **click** the '*Archived*' checkbox to include items of this status in search results.

Enter the *Risk ID* or part of the subject in order to find a specific item, or leave this blank to find all archived items.

Once the right item has been found, **click** '*Actions*', then '*Unarchive*'.

The item is now restored as an active Risk Assessment item.



The screenshot displays the DAMSTRA Risk Assessment interface. On the left, there is a sidebar with a 'My Filters' section containing 'Completed Only', 'Underway Only', 'Not Started Only', and 'Pending Only'. Below this are 'Filters' for 'Common' and 'Asbestos', and a 'Status' dropdown menu currently set to 'Archived'. The main area features a search bar with '2516' entered and a table of risk assessment items. The table has columns for ID, Alert No., Category, Subject, Site, Department, Significant, Raw Risk, Residual Risk, Review Date, and Status. A single item is listed with ID 2516, Alert No. A123, Category Activity/Task, Subject Unloading Curtain-sider tr..., Site Melbourne, Department Logistics, Significant No, Raw Risk High 21, Residual Risk Low 5, and Review Date 30/11/2017. An 'Actions' dropdown menu is open for this item, showing options: View, Edit, Delete, Unarchive (highlighted), Copy, and Print. The bottom right corner of the interface has a 'Help' button.

Remove Risk Assessment Delete Item

To permanently delete an item, **click**
'Actions', then *'Delete'*.

The screenshot displays the DAMSTRA Risk Assessment interface. On the left, there are filter options for 'My Filters' (Completed Only, Underway Only, Not Started Only, Pending Only), 'Filters' (Common, Asbestos), and 'Status' (Pending, Active). Below these are 'Risk Status' (All selected (3)), a search bar, and 'Show: 15 entries' with 'Apply' and 'Clear' buttons. A 'Save this filter' section is also present.

The main table lists risk assessments with columns: ID, Alert No., Category, Subject, Site, Department, Significant, Raw Risk, Residual Risk, Review Date, Status, and Actions. The 'Delete' button in the 'Actions' column for item ID 2543 is highlighted with a blue box and a mouse cursor.

ID	Alert No.	Category	Subject	Site	Department	Significant	Raw Risk	Residual Risk	Review Date	Status	Actions
2552		Site	Slippery floor tiles	Adelaide Payroll		No	Significant 15	Low-1	19/12/2018	Completed	Actions
2549		Activity/Task	Thermal exhaust port unpr...	ABC Industries Australia		No				Not Started	Actions
2548		Site	Slippery floor tiles	Christchurch IT		No	Significant 15	Low-1	19/12/2018	Completed	View Edit
2543		Site	Boxes stacked in Archive ...	Sydney Warehouse		No	High 20	Low-4	22/11/2018	Completed	Delete Archive Copy Print
2541		Site	Very loud machinery in p...	Christchurch Warehouse		No	High 20	Low-1	20/10/2018	Completed	Actions
2520		Activity/Task	Lifting heavy boxes	New Forest	Finance	Yes	High 22	Moderate -12	10/09/2018	Completed	Actions
2519	1	Plant	Uneven flooring to loadn...	New Forest	OO Unit 1	No	Significant 17	0 - Eliminated		Underway	Actions
2518	AE247	Plant	Unloading Curtain Sided ...	Balarat	Warehousing	No	Significant 15	Low-5	29/11/2017	Completed	Actions
2517	AE 567	Substance	Asbestos in wall linings	Balarat	Maintenance / Farm Equip...	No	High 22	Low-2	17/01/2019	Completed	Actions
2516	A123	Activity/Task	Unloading Curtain-sider Ir...	Melbourne	Logistics	No	High 21	Low-0	06/11/2017	Completed	Actions
1452	123	Activity/Task	Fork Lifts -Loading and U...	Geebung		Yes	High 21	0 - Eliminated	28/09/2014	Not Started	Actions
1450	BM445	Activity/Task	Unloading curtain sider	New Forest		No	Moderate 9	0 - Eliminated	28/03/2015	Not Started	Actions
118	AE334	Plant	Tractor power Take-off En...	Balarat	Maintenance / Farm Equip...	Yes	High 22	Moderate-11	25/07/2019	Completed	Actions

Showing 1 to 13 of 13 entries

